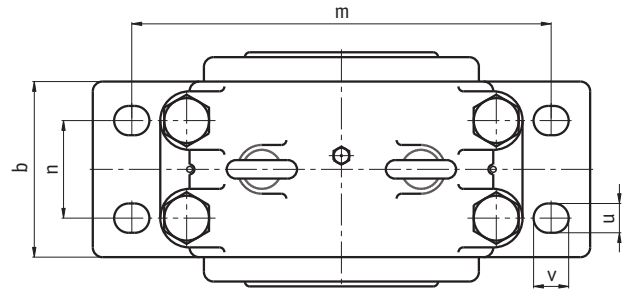
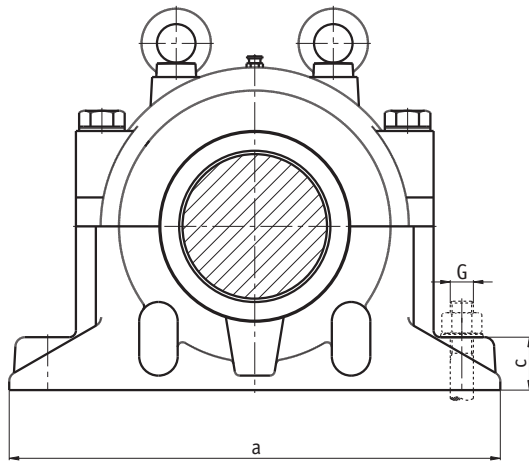
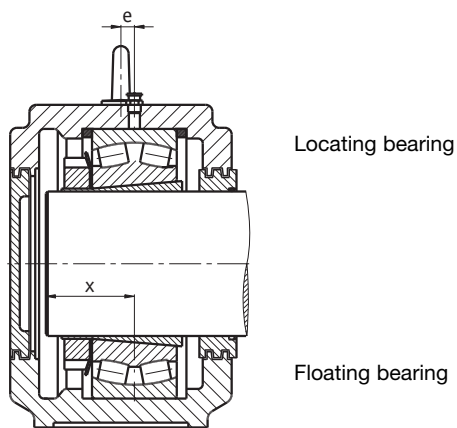


Plummer Block Housings SD 3100 TS

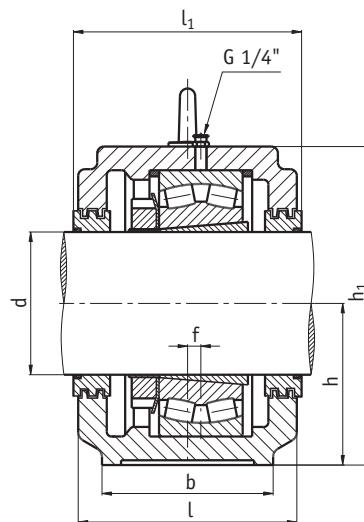
for bearing with adapter sleeve fastening



		dimensions [mm]												
shaft	bearing housing	a	b	c	e	f	h	h ₁	l	l ₁	m	n	u	v
150	SD 3134 TSA	510	180	70	14	14	170	335	230	-	430	100	30	36
	SD 3134 TSB									232				
160	SD 3136 TSA	530	190	75	15	15	180	355	240	-	450	110	30	42
	SD 3136 TSB									242				
170	SD 3138 TSA	560	210	80	10	10	190	375	260	-	480	120	30	42
	SD 3138 TSB									362				
180	SD 3140 TSA	610	230	85	10	10	210	410	280	-	510	130	37	51
	SD 3140 TSB									282				
200	SD 3144 TSAF	640	240	90	12	12	220	435	290	-	540	140	37	51
	SD 3144 TSAL									-				
	SD 3144 TSBF									292				
	SD 3144 TSBL									292				
220	SD 3148 TSAF	700	260	95	12	12	240	475	310	-	600	150	37	51
	SD 3148 TSAL									-				
	SD 3148 TSBF									312				
	SD 3148 TSBL									312				
240	SD 3152 TSAF	770	280	100	13	13	260	515	320	-	650	160	43	60
	SD 3152 TSAL									-				
	SD 3152 TSBF									322				
	SD 3152 TSBL									322				
260	SD 3156 TSAF	790	280	105	16	16	280	550	320	-	670	160	43	60
	SD 3156 TSAL									-				
	SD 3156 TSBF									322				
	SD 3156 TSBL									322				
280	SD 3160 TSAF	830	310	110	22	22	300	590	350	-	710	190	43	60
	SD 3160 TSAL									-				
	SD 3160 TSBF									352				
	SD 3160 TSBL									352				



Design A
Housing for shaft ends



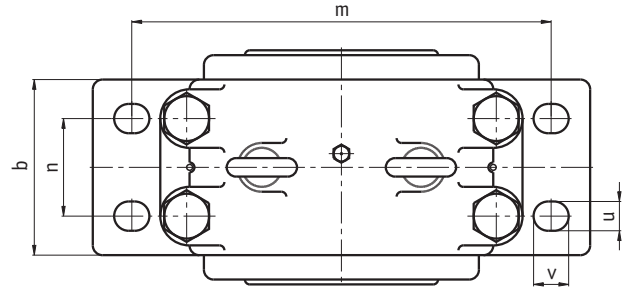
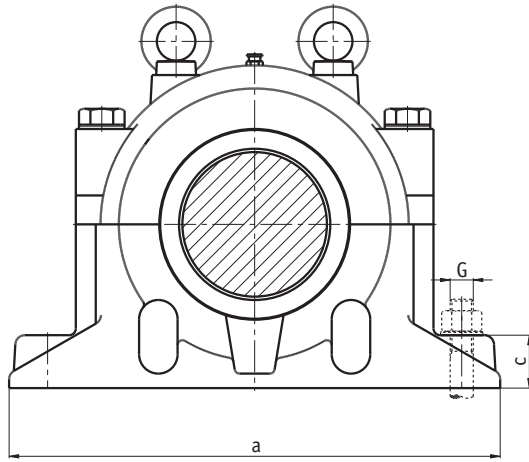
Design B
Housing for through shafts

fastening and mounting G	X	housing weight ca. kg	suitable bearing	bearing housing equipment					grease quantity* [kg]
				Adapter sleeve	locating ring number	Code number	labyrinth ring	cover	
M 24	65	70	23134 K	H 3134	2	FR 280/10	TS 34	TSA 34	1,8
M 24	68	72	23136 K	H 3136		FR 300/10	TS 36	TSA 36	2,0
M 24	80	88	23138 K	H 3138	2	FR 320/10	TS 38	TSA 38	2,7
M 30	82	122	23140 K	H 3140	2	FR 340/10	TS 40	TSA 40	3,5
M 30	90	136	23144 K	H 3144	2	FR 370/10	TS 44	TSA 44	4,2
M 30	100	190	23148 K	H 3148	2	FR 400/10	TS 48	TSA 48	5,2
M 36	105	238	23152 K	H 3152	2	FR 440/10	TS 52	TSA 52	6,6
M 36	105	252	23156 K	H 3156	2	FR 460/10	TS 56	TSA 56	7,1
M 36	110	290	23160 K	H 3160	2	FR 500/10	TS 60	TSA 60	10,2

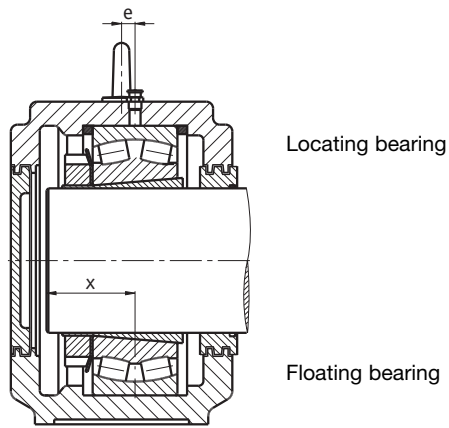
* fill-up quantity at initial fill (approx. 60% of cavity)

Plummer Block Housings SD 3100 TS

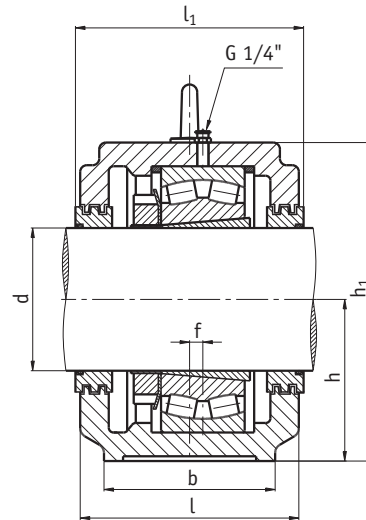
for bearing with adapter sleeve fastening



		dimensions [mm]													
shaft	bearing housing	a	b	c	e	f	h	h ₁	l	l ₁	m	n	u	v	
d	code number														
300	SD 3164 TSAF	880	330	115	23	23	320	630	370	-	750	200	43	60	
	SD 3164 TSAL									-					
	SD 3164 TSBF									372					
	SD 3164 TSBL									372					
320	SD 3168 TSAF	950	360	120	24	24	340	675	400	-	810	220	43	62	
	SD 3168 TSAL									-					
	SD 3168 TSBF									402					
	SD 3168 TSBL									402					
340	SD 3172 TSAF	1000	360	120	30	30	350	695	400	-	840	220	43	62	
	SD 3172 TSAL									-					
	SD 3172 TSBF									402					
	SD 3172 TSBL									402					
360	SD 3176 TSAF	1040	360	120	30	30	360	715	400	-	870	220	43	62	
	SD 3176 TSAL									-					
	SD 3176 TSBF									402					
	SD 3176 TSBL									402					
380	SD 3180 TSAF	1120	390	125	30	30	380	755	430	-	950	240	50	70	
	SD 3180 TSAL									-					
	SD 3180 TSBF									432					
	SD 3180 TSBL									432					
400	SD 3184 TSAF	1170	420	130	35	35	410	810	460	-	1000	260	50	70	
	SD 3184 TSAL									-					
	SD 3184 TSBF									462					
	SD 3184 TSBL									462					



Design A
Housing for shaft ends



Design B
Housing for through shafts

fastening and mounting G	X	housing weight ca. kg	suitable bearing	bearing housing equipment			labyrinth ring	cover	grease quantity* [kg]
				Adapter sleeve	locating ring number	Code number			
M 36	120	340	23164 K	H 3164	2	FR 540/10	TS 64	TSA 64	12,2
M 36	155	380	23168 K	H 3168	2	FR 580/10	TS 68	TSA 68	18,5
M 36	160	420	23172 K	H 3172	2	FR 600/10	TS 72	TSA 72	19,0
M 36	165	490	23176 K	H 3176	2	FR 620/10	TS 76	TSA 76	23,5
M 42	170	570	23180 K	H 3180	2	FR 650/10	TS 80	TSA 80	24,0
M 42	190	610	23184 K	H 3184	2	FR 700/10	TS 84	TSA 84	31,0

* fill-up quantity at initial fill (approx. 60% of cavity)